



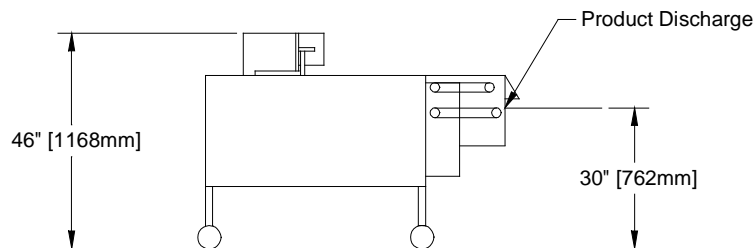
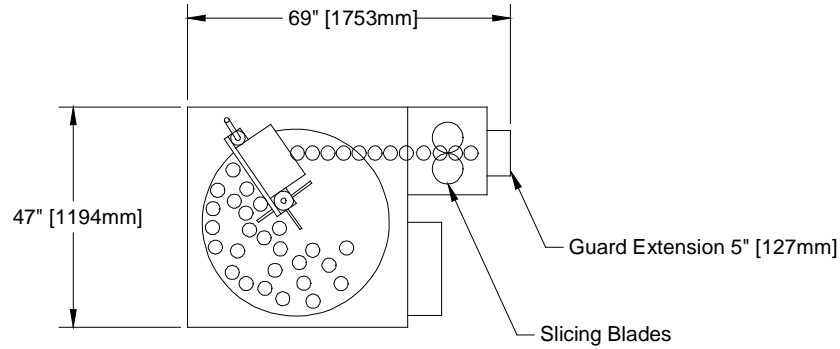
MODEL RS SLICER




Features

- Conveying or hand feeding of product into rotating drum
- Hinge or Web Slicing capability
- Paddle Height and Lane Width Adjustment
- Completely adjustable for slicing height, slicing depth and top conveyor pressure
- Single file discharge of product
- Casters and Floor Brakes
- Design emphasizes safety and reliability, straight forward operation, and complete accessibility for maintenance and sanitation

MODEL RS SLICER



Blade set-up for web style slice



Blade set-up for hinge style slice

General Specifications

- Production Rate: 140 – 160 Pcs./min. (9600 per hour max)
- Conveyor Speed: 154 FPM – Single Speed Only
- Electrical Controls: 208-230-460 Volt 60 Hz 3 Ph (Other Voltages Available)
- Control Voltage: 24VDC
- Air Requirements: None
- Connected Load: 4.8KVA

 **LeMatic Inc.**
Performance you can depend on...
Quality you can believe in.

2410 W. Main Street
Jackson MI 49203 USA
Phone (517) 787-3301
Fax (517) 782-1033
www.lematic.com